

Finite Markov Chains

This note gives a brief introduction to the theory of finite Markov chains, omitting some proofs. This topic has many applications and will be revisited in several higher-level courses.

1 Introduction

Markov chains are models of random motion in a finite or countable set. These models are powerful because they capture a vast array of systems that we encounter in applications. Yet, the models are simple in that many of their properties can often be determined using elementary matrix algebra. In this course, we limit the discussion to the case of finite Markov chains, i.e., motions in a finite set.

Imagine the following scenario. You flip a fair coin until you get two consecutive ‘heads’. How many times do you have to flip the coin, on average? You roll a balanced six-sided die until the sum of the last two rolls is 8. How many times do you have to roll the die, on average?

As another example, say that you play a game of ‘heads or tails’ using a biased coin that yields ‘heads’ with probability 0.48. You start with \$10. At each step, if the flip yields ‘heads’, you earn \$1. Otherwise, you lose \$1. What is the probability that you reach \$100 before \$0? How long does it take until you reach either \$100 or \$0?

You try to go up a ladder that has 20 rungs. At each time step, you succeed in going up by one rung with probability 0.9. Otherwise, you fall back to the ground. How many time steps does it take you to reach the top of the ladder, on average?

You look at a web page, then select randomly one of the links on that page, with equal probabilities. You then repeat on the next page you visit, and so on. As you keep browsing the web in this way, what fraction of the time do you open a given page? How long does it take until you reach a particular page? How likely is it that you visit a given page before another given page?

These questions can all be answered using the methods of Markov chains, as we explain in this note.

2 A First Example

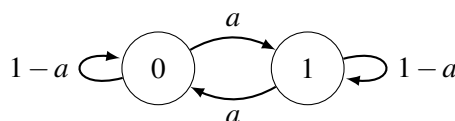


Figure 1: A simple Markov chain

Figure 1 illustrates a simple Markov chain. It describes a random motion in the set $\{0, 1\}$. The position at time $n = 0, 1, 2, \dots$ is $X_n \in \{0, 1\}$. We call X_n the *state* of the Markov chain at step (or time) n . The set

$\{0, 1\}$ is the *state space*, i.e., the set of possible values of the state. The motion, i.e., the time evolution, of X_n follows the following rules. One is given a number $a \in [0, 1]$ and two nonnegative numbers $\pi_0(0)$ and $\pi_0(1)$ that add up to 1. Then,

$$\mathbb{P}[X_0 = 0] = \pi_0(0) \quad \text{and} \quad \mathbb{P}[X_0 = 1] = \pi_0(1). \quad (1)$$

That is, the *initial* state X_0 is equal to 0 with probability $\pi_0(0)$, otherwise it is 1. Then for $n \geq 0$,

$$\mathbb{P}[X_{n+1} = 0 \mid X_n = 0, X_{n-1}, \dots, X_0] = 1 - a \quad (2)$$

$$\mathbb{P}[X_{n+1} = 1 \mid X_n = 0, X_{n-1}, \dots, X_0] = a \quad (3)$$

$$\mathbb{P}[X_{n+1} = 0 \mid X_n = 1, X_{n-1}, \dots, X_0] = a \quad (4)$$

$$\mathbb{P}[X_{n+1} = 1 \mid X_n = 1, X_{n-1}, \dots, X_0] = 1 - a \quad (5)$$

Figure 1 summarizes the rules (2)–(5). These rules specify the *transition probabilities* of the Markov chain. Rules (2)–(3) specify that if the Markov chain is in state 0 at step n , then at the next step it stays in state 0 with probability $1 - a$ and it moves to state 1 with probability a , regardless of what happened in the previous steps. Rules (4)–(5) are similar. Figure 1 is called the *state transition diagram* of the Markov chain. It captures the transition probabilities in a graphical form.

The key property of a Markov chain is that it is *amnesic*: at step n , it forgets what it did before getting to the current state and its future steps depend only on that current state. Here is one way to think of the rules of motion. When the Markov chain gets to state 0, it flips a coin with heads probability a . If the outcome is H then it goes to state 1; otherwise, it stays in state 0 and flips the coin again. The situation is similar when the Markov chain gets to state 1.

An equivalent, more compact way of describing a Markov chain is its *transition probability matrix* P , which for the above chain is given by

$$\begin{aligned} P(0, 0) &= 1 - a; & P(0, 1) &= a; \\ P(1, 0) &= a; & P(1, 1) &= 1 - a. \end{aligned}$$

That is,

$$P = \begin{bmatrix} 1 - a & a \\ a & 1 - a \end{bmatrix}.$$

Hence,

$$\mathbb{P}[X_{n+1} = j \mid X_n = i, X_{n-1}, \dots, X_0] = P(i, j), \quad \text{for } n \geq 0 \text{ and } i, j \in \{0, 1\}.$$

Figure 2 shows some simulations of the Markov chain with different values of a . When $a = 0.1$, it is unlikely that the state of the Markov chain changes in one step. As the figure shows, the Markov chain spends many steps in one state before switching. For larger values of a , the state of the Markov chain changes more frequently. Note that, by symmetry, over the long term the Markov chain spends half of the time in each state. (More about this phenomenon later.)

3 A Second Example

Figure 3 shows the state transition diagram of a small web browsing experiment. Each state in the figure represents a web page. The arrows out of a state correspond to links on the page that point to other pages. The transition probabilities are not indicated on the figure, but the model is that each outgoing link from a

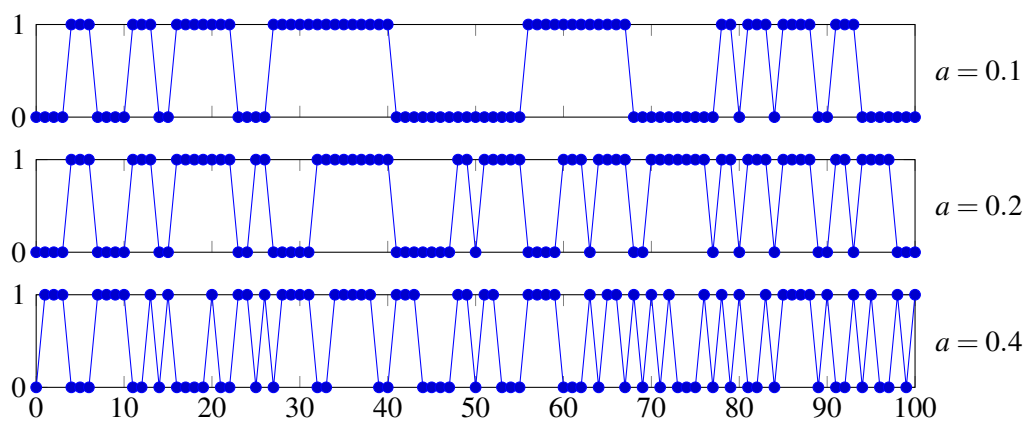


Figure 2: Simulations of the two-state Markov chain

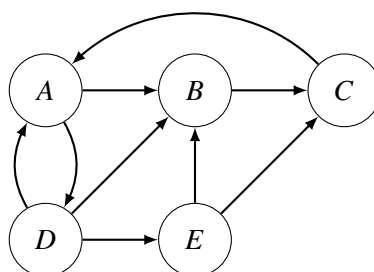


Figure 3: A five-state Markov chain. The outgoing arrows are equally likely.

particular page is equally likely. The figure corresponds to the following probability transition matrix, with rows/columns indexed by states A, B, C, D, E , respectively:

$$P = \begin{bmatrix} 0 & \frac{1}{2} & 0 & \frac{1}{2} & 0 \\ 0 & 0 & 1 & 0 & 0 \\ 1 & 0 & 0 & 0 & 0 \\ \frac{1}{3} & \frac{1}{3} & 0 & 0 & \frac{1}{3} \\ 0 & \frac{1}{2} & \frac{1}{2} & 0 & 0 \end{bmatrix}.$$

Figure 4 shows a simulation of the five-state Markov chain.

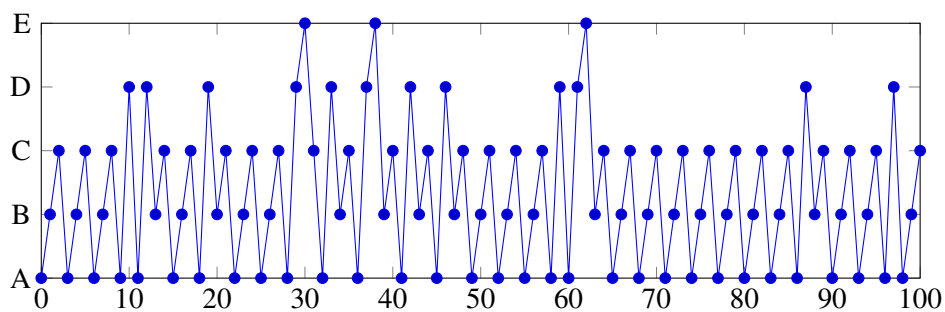


Figure 4: Simulation of the five-state Markov chain.

4 Finite Markov Chains

We define a general finite Markov chain as follows. The *state space* is $\mathcal{X} = \{1, 2, \dots, K\}$ for some finite K . The *transition probability matrix* P is a $K \times K$ matrix such that

$$P(i, j) \geq 0, \quad \forall i, j \in \mathcal{X}$$

and

$$\sum_{j=1}^K P(i, j) = 1, \quad \forall i \in \mathcal{X}.$$

The *initial distribution* is a vector $\pi_0 = \{\pi_0(i) \mid i \in \mathcal{X}\}$ where $\pi_0(i) \geq 0$ for all $i \in \mathcal{X}$ and $\sum_{i \in \mathcal{X}} \pi_0(i) = 1$. (In many applications, π_0 is concentrated on a single state, i.e., $\pi_0(i) = 1$ for some i , which corresponds to starting deterministically in state i .)

One then defines the random sequence $\{X_n \mid n = 0, 1, 2, \dots\}$ by

$$\begin{aligned} \mathbb{P}[X_0 = i] &= \pi_0(i), \quad \forall i \in \mathcal{X}; \\ \mathbb{P}[X_{n+1} = j \mid X_n = i, X_{n-1}, \dots, X_0] &= P(i, j), \quad \forall n \geq 0, \forall i, j \in \mathcal{X}. \end{aligned}$$

Note that

$$\begin{aligned} \mathbb{P}[X_0 = i_0, X_1 = i_1, \dots, X_n = i_n] \\ &= \mathbb{P}[X_0 = i_0] \mathbb{P}[X_1 = i_1 \mid X_0 = i_0] \mathbb{P}[X_2 = i_2 \mid X_0 = i_0, X_1 = i_1] \cdots \mathbb{P}[X_n = i_n \mid X_0 = i_0, \dots, X_{n-1} = i_{n-1}] \\ &= \pi_0(i_0) P(i_0, i_1) \cdots P(i_{n-1}, i_n). \end{aligned}$$

Consequently,

$$\begin{aligned} \mathbb{P}[X_n = i_n] &= \sum_{i_0, \dots, i_{n-1}} \mathbb{P}[X_0 = i_0, X_1 = i_1, \dots, X_n = i_n] \\ &= \sum_{i_0, \dots, i_{n-1}} \pi_0(i_0) P(i_0, i_1) \cdots P(i_{n-1}, i_n) \\ &= [\pi_0 P^n](i_n), \end{aligned}$$

where the last expression denotes the i_n component of the product of the row vector π_0 times the n th power of the matrix P .

Thus, if we designate by π_n the distribution of X_n , so that $\mathbb{P}[X_n = i] = \pi_n(i)$, then the last derivation proves the following result.

Theorem 22.1. *For all $n \geq 0$, one has*

$$\pi_n = \pi_0 P^n.$$

In particular, if $\pi_0(i) = 1$ for some i , then $\pi_n(j) = P^n(i, j) = \mathbb{P}[X_n = j \mid X_0 = i]$.

For the two-state Markov chain in Figure 1, one can verify that (see Appendix for details)

$$P^n = \begin{bmatrix} 1-a & a \\ a & 1-a \end{bmatrix}^n = \begin{bmatrix} \frac{1}{2} + \frac{1}{2}(1-2a)^n & \frac{1}{2} - \frac{1}{2}(1-2a)^n \\ \frac{1}{2} - \frac{1}{2}(1-2a)^n & \frac{1}{2} + \frac{1}{2}(1-2a)^n \end{bmatrix}. \quad (6)$$

Note that if $0 < a < 1$,

$$P^n \rightarrow \begin{bmatrix} \frac{1}{2} & \frac{1}{2} \\ \frac{1}{2} & \frac{1}{2} \end{bmatrix} \quad \text{as } n \rightarrow \infty.$$

Consequently, for $0 < a < 1$, one has $\pi_n = \pi_0 P^n \rightarrow \left[\frac{1}{2} \quad \frac{1}{2}\right]$ as $n \rightarrow \infty$, which means that after a long time the chain is equally likely to be in either of the two states.

5 Invariant Distribution

The following definition introduces the important notion of invariant distribution.

Definition 22.1. A distribution π is invariant for the transition probability matrix P if it satisfies the following balance equations:

$$\pi = \pi P. \quad (7)$$

The relevance of this definition is stated in the next result.

Theorem 22.2. One has $\pi_n = \pi_0$ for all $n \geq 0$ if and only if π_0 is invariant.

Proof. If $\pi_n = \pi_0$ for all $n \geq 0$, then $\pi_0 = \pi_1 = \pi_0 P$, so that π_0 satisfies (7) and is thus invariant.

If $\pi_0 P = \pi_0$, then $\pi_1 = \pi_0 P = \pi_0$. And similarly, by induction, we get that $\pi_n = \pi_{n-1} P = \pi_0 P = \pi_0$. \square

For instance, in the case of the two-state Markov chain, the balance equations are

$$\begin{aligned} \pi(0) &= \pi(0)(1-a) + \pi(1)a; \\ \pi(1) &= \pi(0)a + \pi(1)(1-a). \end{aligned}$$

Each of these two equations is equivalent to

$$\pi(0) = \pi(1).$$

Thus, the two equations are redundant. If we add the condition that the components of π add up to one, we find that the only solution is $[\pi(0) \ \pi(1)] = [\frac{1}{2} \ \frac{1}{2}]$, which is not surprising in view of symmetry.

For the five-state Markov chain, the balance equations are

$$[\pi(A) \ \pi(B) \ \pi(C) \ \pi(D) \ \pi(E)] = [\pi(A) \ \pi(B) \ \pi(C) \ \pi(D) \ \pi(E)] \begin{bmatrix} 0 & \frac{1}{2} & 0 & \frac{1}{2} & 0 \\ 0 & 0 & 1 & 0 & 0 \\ 1 & 0 & 0 & 0 & 0 \\ \frac{1}{3} & \frac{1}{3} & 0 & 0 & \frac{1}{3} \\ 0 & \frac{1}{2} & \frac{1}{2} & 0 & 0 \end{bmatrix}.$$

Once again, these five equations in the five unknowns are redundant: they do not determine π uniquely. However, if we add the condition that the components of π add up to one, then we find that the solution is unique and given by (see the Appendix for the calculations):

$$[\pi(A) \ \pi(B) \ \pi(C) \ \pi(D) \ \pi(E)] = \frac{1}{39} [12 \ 9 \ 10 \ 6 \ 2]. \quad (8)$$

Thus, in this web-browsing example, in the long term page A is visited most often, then page C , then page B . A Google search would return the pages in order of most frequent visits, i.e., in the order A, C, B, D, E . This ranking of the pages is called *PageRank* and can be determined by solving the balance equations. (In fact, the actual ranking by Google combines the estimate of π with other factors.)

How many invariant distributions does a Markov chain have? We have seen that for the two examples, the answer was one. However, that is not always the case. For instance, consider the two-state Markov chain with $a = 0$ instead of $0 < a < 1$ as we assumed previously. This Markov chain does not change state. Its transition probability matrix is $P = I$ where I denotes the identity matrix. Since $\pi I = \pi$ for any vector π , we see that any distribution is invariant for this Markov chain.

However, we will see in the next section that two simple conditions guarantee the uniqueness of the invariant distribution.

6 Convergence to the Invariant Distribution

In this section, we will state (without proof) the so-called Fundamental Theorem of Markov Chains, which says that, under mild conditions, a finite Markov chain will always converge, as time tends to infinity, to a unique invariant distribution, regardless of its initial state. This implies that, in the long term, the probability of finding the chain in any given state has a certain fixed value that doesn't change over time.

To guarantee this nice behavior, we need two conditions. The first is known as *irreducibility*.

Definition 22.2 (Irreducible). *A Markov chain is irreducible if it can go from every state i to every other state j in a finite number of steps.*

We can picture this condition graphically as follows. For a Markov chain to be irreducible, its state transition diagram must be “strongly connected”, i.e., there must exist a directed path of transitions (each with non-zero probability) from every state i to every state j . For example, the two-state Markov chain in Figure 1 is irreducible for all $0 < a \leq 1$, but not for $a = 0$. And the Markov chain in Figure 3 is irreducible. Note that irreducibility is a necessary condition for convergence, since otherwise there will be states that are unreachable from some initial states, which will therefore never be visited. It turns out that irreducibility guarantees that a stationary distribution π with $\pi(i) > 0$ for all i not only exists but is also unique.

For the remainder of this section, since we are focusing on convergence, we will restrict our attention to irreducible Markov chains. In later sections, when we shift our focus to hitting times, we will naturally also consider non-irreducible chains that have absorbing states.

The second condition we need for convergence requires a short detour into the notion of *periodicity*.

Definition 22.3 (Period). *For any state i in an irreducible finite Markov chain, the period of i is defined as*

$$d(i) := \gcd\{n > 0 : P^n(i, i) > 0\}.$$

Let's parse this definition. The set of values in the gcd expression are exactly the lengths of all possible paths in the Markov chain from state i back to itself: that's because the entry $P^n(i, j)$ is the probability that the chain goes from state i to state j in exactly n steps, so $P^n(i, i) > 0$ if and only if there is at least one length- n path from i back to itself. (Note that we're considering *all* paths here, not just simple paths.) The value $d(i)$ determines whether there is any kind of periodic behavior in these path lengths: if $d(i) > 1$ then the return visits to i , starting from i , can only occur at intervals of at least $d(i)$ steps; on the other hand, if $d(i) = 1$ there is no such periodic behavior. A very simple example of a situation where $d(i) > 1$ is the 2-state example in Figure 1 when $a = 1$. In this case the chain just bounces back and forth between the two states (the self-loops have probability 0 so should be removed from the graph), so all paths from state 0 back to itself have even length and $d(i) = 2$.

An important fact about periods is that, in an irreducible Markov chain, they are the same for all states!

Proposition 22.1. *In an irreducible finite Markov chain, $d(i) = d(j)$ for all pairs of states i, j .*

Proof. Since the chain is irreducible, there is a path \mathcal{P}_{ij} from i to j and a path \mathcal{P}_{ji} from j to i . Call the lengths of these paths ℓ_{ij} and ℓ_{ji} , respectively.

Now consider the following path from i back to itself: take path \mathcal{P}_{ij} to j , then *any* path (of length k , say) from j back to itself, and finally path \mathcal{P}_{ji} back to i . (Note that paths from j back to itself certainly exist, since e.g. \mathcal{P}_{ji} followed by \mathcal{P}_{ij} is one such path.) The total length of this path is $\ell_{ij} + \ell_{ji} + k$. The following two observations follow from Definition 22.3:

- $d(i) \mid (\ell_{ij} + \ell_{ji} + k)$ (since this is the length of the above path from i back to itself);
- $d(i) \mid (\ell_{ij} + \ell_{ji})$ (since \mathcal{P}_{ij} followed by \mathcal{P}_{ji} is also a path from i back to itself).

Putting these together immediately implies that $d(i) \mid k$. But since k was the length of an *arbitrary* path from j back to itself, $d(i)$ must in fact divide *all* such path lengths, and therefore $d(i) \mid d(j)$ (since $d(j)$ is the gcd of all such path lengths).

By a symmetrical argument, we also see that $d(j) \mid d(i)$. But if $d(i) \mid d(j)$ and $d(j) \mid d(i)$, then we must have $d(i) = d(j)$, as claimed. \square

We are now ready to define the second property required for convergence.

Definition 22.4 (Aperiodic). *An finite irreducible Markov chain is aperiodic if the period $d(i) = 1$ for all states i .*

For an example of an aperiodic Markov chain, consider Figure 3. Note that there are paths of length 2 and 3 from A back to itself, so $d(A) = 1$. Since the chain is irreducible, this implies by Proposition 22.1 that all states have period 1, so the chain is aperiodic. Another useful fact to bear in mind is that if an irreducible Markov chain contains a self-loop on *any* state, then it is aperiodic. (Why?) This applies, for example, to the chain in Figure 1 for any $a \in (0, 1)$.

When a chain is periodic, it can't converge to an invariant distribution from a given starting state, since the probability of being at that state will oscillate between zero and non-zero values according to the period. You can see this in the very simple example of Figure 1 when $a = 1$. However, it turns out that this is the *only* obstacle to convergence for an irreducible chain, as we now state.

Theorem 22.3 (Fundamental Theorem of Markov Chains). *For any finite, irreducible, aperiodic Markov chain, the probability distribution at time n for any initial state X_0 converges as $n \rightarrow \infty$ to π , where π is the unique invariant distribution and $\pi(i) > 0$ for all states i . In other words, for any X_0 and any state i , $\mathbb{P}[X_n = i] \rightarrow \pi(i)$ as $n \rightarrow \infty$.*

There are several alternative proofs of this theorem, all of which are beyond the scope of the course. However, we will briefly discuss some sample applications.

First, recall that the chain in Figure 1 with $0 < a < 1$ is aperiodic and irreducible with invariant distribution $\begin{bmatrix} \frac{1}{2} & \frac{1}{2} \end{bmatrix}$. Thus $\mathbb{P}[X_n = 0] \rightarrow \frac{1}{2}$ as $n \rightarrow \infty$, and similarly for $\mathbb{P}[X_n = 1]$, regardless of where we start. Second, we have seen that the chain in Figure 3 is aperiodic and irreducible with invariant distribution $\frac{1}{39} \begin{bmatrix} 12 & 9 & 10 & 6 & 2 \end{bmatrix}$. Thus, e.g., as $n \rightarrow \infty$, $\mathbb{P}[X_n = D] \rightarrow \frac{6}{39}$.

For a more interesting example, consider the problem of shuffling a deck of 52 cards. Here our goal is to construct a *uniform* distribution over all $52!$ permutations of the deck (a huge number, around 8×10^{67}). How do we achieve this feat? We can model the shuffling process as a Markov chain whose states are these $52!$ permutations, and whose transitions correspond to the kind of “riffle shuffles” that card players perform. To model real-life shuffling, we would need a mathematical model of these riffles, which does exist but is a little tricky to describe. Instead, we'll consider a “slow” shuffle in which, at each step, we pick two random cards (with replacement) in the current deck and switch their positions. We claim that this shuffle is aperiodic and irreducible and that its invariant distribution is uniform.

The fact that it's irreducible follows from the standard fact that *any* permutation can be written as a sequence of transpositions (i.e., switches of two cards); thus we can get from any permutation to any other one via a sequence of our simple card switching operations. To see that it's aperiodic, note that $P(i, i) > 0$ for any

state i (because we could pick the same card, meaning that nothing happens); this means that $\gcd\{n > 0 : P^n(i, i) > 0\} = 1$ for all i , so the chain is aperiodic. Finally, to see that the invariant distribution is uniform, we note that the transition matrix P is *symmetric*, i.e., $P(i, j) = P(j, i)$ for all i, j ; this follows because either the permutations i, j differ by the transposition of just two cards, c, c' (say), in which case $P(i, j) = P(j, i) = \frac{2}{52^2}$ because both transitions are effected by picking cards c and c' (in either order); or they don't, in which case $P(i, j) = P(j, i) = 0$. Now *any* irreducible, aperiodic Markov chain that is symmetric has uniform invariant distribution, as we can easily check from the balance equations, as follows. We need to verify that the uniform distribution $\pi(i) = \frac{1}{N}$ satisfies the balance equations $\pi(j) = [\pi P](j)$, where in this case $N = 52!$. But

$$[\pi P](j) = \sum_i \pi(i)P(i, j) = \sum_i \frac{1}{N}P(j, i) = \frac{1}{N} = \pi(j),$$

where in the second equality we used the symmetry of P and in the third equality we used the fact that $\sum_i P(j, i) = 1$.

Putting all this together gives us the following perhaps surprising conclusion: if you start from any ordering of the deck, and perform enough random switches of pairs of cards, then you will eventually reach an (almost) perfectly shuffled deck! The same holds for mathematical models of the shuffles used in casinos (namely, the “riffle” or “dovetail” shuffle), which reach the uniform distribution after fewer steps. (For professional dealers, it is generally accepted that 7 riffle shuffles achieve a deck that is shuffled well enough that even professional card players cannot exploit any remaining structure.)

7 Random Walk on an Undirected Graph

A class of Markov chains that arises very often in practice are known as random walks on graphs. Let $G = (V, E)$ be an undirected graph, as we have seen earlier in the class. Define a Markov chain as follows: the state space is V (the vertices of the graph), and at each step, if the process is at v , it moves to a neighbor u of v chosen uniformly at random.

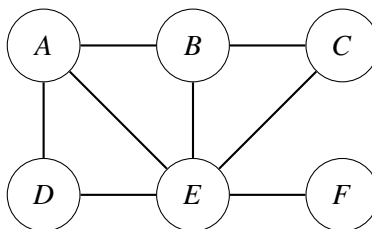


Figure 5: An undirected graph on six vertices. To interpret this as the transition diagram of a Markov chain, view each undirected edge as a pair of directed edges, one in each direction. Transition probabilities for all edges out of a given vertex are equal.

Figure 5 shows a simple example. For this graph, you should check that the transition matrix of the random walk is

$$P = \begin{bmatrix} 0 & \frac{1}{3} & 0 & \frac{1}{3} & \frac{1}{3} & 0 \\ \frac{1}{3} & 0 & \frac{1}{3} & 0 & \frac{1}{3} & 0 \\ 0 & \frac{1}{2} & 0 & 0 & \frac{1}{2} & 0 \\ \frac{1}{2} & 0 & 0 & 0 & \frac{1}{2} & 0 \\ \frac{1}{5} & \frac{1}{5} & \frac{1}{5} & \frac{1}{5} & 0 & \frac{1}{5} \\ 0 & 0 & 0 & 0 & 1 & 0 \end{bmatrix}.$$

What can we say about random walk on a graph? First, it should be clear that the process is irreducible if and only if G is connected (since that corresponds precisely to the condition that there is a path from every vertex to every other vertex). Second, the random walk is aperiodic if and only if the graph is *not* bipartite. (You may like to prove this: the “only if” direction is easy, while the “if” direction follows from the fact that a non-bipartite graph must contain a cycle of odd length.) So, assuming G is connected and not bipartite, the random walk on G converges to a unique invariant distribution.

What is that distribution? We claim that it has a very nice form, namely

$$\pi(v) = \frac{\deg(v)}{D}, \quad (9)$$

where $\deg(v)$ denotes the degree of vertex v and $D = \sum_{v \in V} \deg(v)$. (D here is just a normalizing factor to make the probabilities sum to 1. Note that in fact $D = 2|E|$.) To prove this we just have to verify that π as defined in (9) satisfies the balance equations $[\pi P](v) = \pi(v)$ for all v . This follows from

$$[\pi P](v) = \sum_{u: \{u,v\} \in E} \pi(u)P(u,v) = \sum_{u: \{u,v\} \in E} \frac{\deg(u)}{D} \times \frac{1}{\deg(u)} = \sum_{u: \{u,v\} \in E} \frac{1}{D} = \frac{\deg(v)}{D} = \pi(v).$$

In the second equality here, we used the fact that $P(u,v) = \frac{1}{\deg(u)}$ for all neighbors v of u .

Thus we see that, for random walk on a (connected, non-bipartite) graph, the probability of finding the walk in a given vertex v after many steps is proportional to $\deg(v)$. For the example graph in Figure 5, these proportions are

$$\pi(A) = \frac{3}{16}; \quad \pi(B) = \frac{3}{16}; \quad \pi(C) = \frac{2}{16}; \quad \pi(D) = \frac{2}{16}; \quad \pi(E) = \frac{5}{16}; \quad \pi(F) = \frac{1}{16}.$$

8 Hitting Time

Consider the Markov chain in Figure 3. Assume it starts in state A . What is the average number of steps until it reaches state E for the first time? To calculate this average time, for $i \in \{A, B, C, D, E\}$ define $\beta(i)$ to be the average time until the Markov chain reaches state E given that it starts from state i .

Thus, $\beta(E) = 0$ since it takes 0 steps to reach E when starting in state E . We want to calculate $\beta(A)$. However, it turns out that to calculate $\beta(A)$, one also has to calculate $\beta(B), \dots, \beta(D)$. We do this by finding equations that these quantities satisfy and then solving these equations.

We claim that

$$\beta(A) = 1 + \frac{1}{2}\beta(B) + \frac{1}{2}\beta(D). \quad (10)$$

To see this, note that when the Markov chain starts in state A , it stays there for one step. Then, with probability $\frac{1}{2}$ it moves to state B . In that case, the average time until it reaches E is $\beta(B)$. With probability $1/2$, the Markov chain moves to state D and then takes $\beta(D)$ steps (on average) to reach E . Thus, the time to reach E starting from state A is 1 step plus an average of $\beta(B)$ steps with probability $\frac{1}{2}$ and an average of $\beta(D)$ steps with probability $\frac{1}{2}$. Equation (10) captures this decomposition.

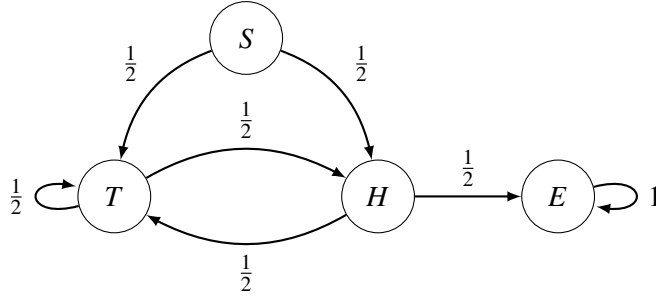


Figure 6: Flipping a fair coin until two heads in row.

An identity similar to (10) can be written for every starting state. We find

$$\begin{aligned}
 \beta(A) &= 1 + \frac{1}{2}\beta(B) + \frac{1}{2}\beta(D) \\
 \beta(B) &= 1 + \beta(C) \\
 \beta(C) &= 1 + \beta(A) \\
 \beta(D) &= 1 + \frac{1}{3}\beta(A) + \frac{1}{3}\beta(B) + \frac{1}{3}\beta(E) \\
 \beta(E) &= 0
 \end{aligned}$$

These equations are called the *first step equations*.

Solving these equations, we find (see the Appendix for the calculations):

$$\beta(A) = 17 \quad \beta(B) = 19 \quad \beta(C) = 18 \quad \beta(D) = 13 \quad \beta(E) = 0 \quad (11)$$

Let us now consider a general finite Markov chain with transition probability matrix P on the state space \mathcal{X} . Let $A \subset \mathcal{X}$ be a set of states. For each $i \in \mathcal{X}$, let $\beta(i)$ be the average number of steps until the Markov chain enters one of the states in A , given that it starts in state i .

Then one has the first step equations

$$\begin{aligned}
 \beta(i) &= 0 \quad \text{if } i \in A \\
 \beta(i) &= 1 + \sum_{j \in \mathcal{X}} P(i, j)\beta(j) \quad \text{otherwise.}
 \end{aligned}$$

As another example, consider the Markov chain in Figure 1. Let $\beta(i)$ be the average number of steps until the Markov chain enters state 1, starting in state i . The first step equations are

$$\begin{aligned}
 \beta(0) &= 1 + (1 - a)\beta(0) + a\beta(1) \\
 \beta(1) &= 0
 \end{aligned}$$

Solving, we find $\beta(0) = \frac{1}{a}$. Note that the time to enter state 1 starting from state 0 is the number of times one has to flip a biased coin with $\mathbb{P}[H] = a$ until the first heads. This number of steps has a geometric distribution with parameter a . Thus, we have rediscovered the fact that the mean value of a $\text{Geometric}(a)$ random variable is $\frac{1}{a}$.

Now suppose you flip a fair coin repeatedly until you get two heads in a row. How many times do you have to flip the coin, on average? Figure 6 shows a state transition diagram that corresponds to this situation. The

Markov chain starts in state S . The state is H or T if the last coin flip was H or T , respectively, except that the state is E if the last two flips were heads. This state E is *absorbing*, i.e., $P(E, E) = 1$ (the chain never leaves it). For $i \in \{S, T, H, E\}$, let $\beta(i)$ be the average number of steps until the Markov chain enters state E . The first step equations are

$$\begin{aligned}\beta(S) &= 1 + \frac{1}{2}\beta(T) + \frac{1}{2}\beta(H) \\ \beta(T) &= 1 + \frac{1}{2}\beta(T) + \frac{1}{2}\beta(H) \\ \beta(H) &= 1 + \frac{1}{2}\beta(T) + \frac{1}{2}\beta(E) \\ \beta(E) &= 0\end{aligned}$$

Solving, we find

$$\beta(S) = 6 \tag{12}$$

(See the Appendix for the calculations.)

Consider now the 20-rung ladder. A man starts on the ground. At each step, he moves up one rung with probability p and falls back to the ground otherwise. Let $\beta(i)$ be the average number of steps needed to reach the top rung, starting from rung $i \in \{0, 1, \dots, 20\}$ where rung 0 refers to the ground. The first step equations are

$$\begin{aligned}\beta(i) &= 1 + (1-p)\beta(0) + p\beta(i+1), \quad i = 0, \dots, 19 \\ \beta(20) &= 0\end{aligned}$$

Solving, we find

$$\beta(0) = \frac{p^{-20} - 1}{1 - p} \tag{13}$$

(See the Appendix for the calculations.) For instance, if $p = 0.9$, then $\beta(0) \approx 72$. Also, if $p = 0.8$, then $\beta(0) \approx 429$. The moral of the story is that you should be careful on a ladder!

9 Probability of A before B

Let X_n be a finite Markov chain with state space \mathcal{X} and transition probability matrix P . Let also A and B be two disjoint subsets of \mathcal{X} . We want to determine the probability $\alpha(i)$ that, starting in state i , the Markov chain enters one of the states in A before one of the states in B .

The first step equations for $\alpha(i)$ are

$$\begin{aligned}\alpha(i) &= \sum_j P(i, j)\alpha(j), \quad \forall i \notin A \cup B \\ \alpha(i) &= 1, \quad \forall i \in A \\ \alpha(i) &= 0, \quad \forall i \in B\end{aligned}$$

To see why the first set of equations hold, we observe that the event that the Markov chain enters A before B starting from i is partitioned into the events that it does so by first moving to state j , for all possible value of j . Now, the probability that it enters A before B starting from i after moving first to j is the probability that it enters A before B starting from j , because the Markov chain is amnesic. The second and third sets of equations are obvious.

As an illustration, suppose we play a game of heads-or-tails with a coin such that $\mathbb{P}[H] = p$. For every heads, your fortune increases by 1 and for every tails, it decreases by 1. Your initial fortune is n . You stop playing when either you go bankrupt (your fortune reaches zero), or your fortune reaches some target value $M > n$. We want to calculate the probability that your fortune reaches M before you go bankrupt. Call this probability $\alpha(n)$. As usual, we will set up a system of equations to compute $\alpha(n)$ for all n .

The first step equations are

$$\begin{aligned}\alpha(n) &= (1-p)\alpha(n-1) + p\alpha(n+1), \quad 0 < n < M \\ \alpha(M) &= 1 \\ \alpha(0) &= 0\end{aligned}$$

Solving these equations, we find

$$\alpha(n) = \frac{1 - \rho^n}{1 - \rho^M} \tag{14}$$

where $\rho := (1-p)p^{-1}$. (See the Appendix for the calculations.) Note that $\rho < 1$ under the reasonable assumption that $p < 0.5$ (so that the casino has an advantage). For instance, with $p = 0.48$ and $M = 100$, we find that $\alpha(10) \approx 4 \times 10^{-4}$, which is sobering when contemplating a trip to Las Vegas. Note that for each gambler who plays this game, the Casino makes \$10.00 with probability $1 - 4 \times 10^{-4}$ and loses \$990.00 with probability 4×10^{-4} , so that the expected gain of the Casino per gambler is approximately $(1 - 4 \times 10^{-4}) \times \$10.00 - 4 \times 10^{-4} \times \$990.00 \approx \$9.60$. Observe that the probability of winning in one step is 48%, so that if the gambler did bet everything on a single game and stopped after one step, the Casino would only make $0.52 \times \$10.00 - 0.48 \times \$10.00 = \$0.40$ on average per gambler, instead of \$9.60. (Of course, if $p > 0.5$ then $\rho > 1$ and you as the gambler have the advantage; similar conclusions then hold with the roles of you and the casino reversed.)

Appendix: Calculations

This section presents the details of the calculations of this note. The actual calculations are not very important and are included here for completeness.

Equation (6)

By symmetry, we can write

$$P^n = \begin{bmatrix} 1 - \alpha_n & \alpha_n \\ \alpha_n & 1 - \alpha_n \end{bmatrix}$$

for some α_n that we determine below. Note that $\alpha_1 = a$. Also,

$$P^{n+1} = \begin{bmatrix} 1 - \alpha_{n+1} & \alpha_{n+1} \\ \alpha_{n+1} & 1 - \alpha_{n+1} \end{bmatrix} = PP^n = \begin{bmatrix} 1 - a & a \\ a & 1 - a \end{bmatrix} \begin{bmatrix} 1 - \alpha_n & \alpha_n \\ \alpha_n & 1 - \alpha_n \end{bmatrix}.$$

Consequently, by looking at component $(0, 1)$ of this product,

$$\alpha_{n+1} = (1 - a)\alpha_n + a(1 - \alpha_n) = a + (1 - 2a)\alpha_n.$$

Let us try a solution of the form $\alpha_n = b + c\lambda^n$. We need

$$\begin{aligned} \alpha_{n+1} &= b + c\lambda^{n+1} \\ &= a + (1 - 2a)\alpha_n \\ &= a + (1 - 2a)(b + c\lambda^n) \\ &= a + (1 - 2a)b + (1 - 2a)c\lambda^n. \end{aligned}$$

Matching the terms, we see that this identity holds if

$$b = a + (1 - 2a)b \quad \text{and} \quad \lambda = 1 - 2a.$$

The first equation gives $b = \frac{1}{2}$. Hence, $\alpha_n = \frac{1}{2} + c(1 - 2a)^n$. To find c , we use the fact that $\alpha_1 = a$, so that $\frac{1}{2} + c(1 - 2a) = a$, which yields $c = -\frac{1}{2}$.

Hence,

$$\alpha_n = \frac{1}{2} - \frac{1}{2}(1 - 2a)^n.$$

Equation (8)

The balance equations are $\pi = \pi P$.

We know that the equations do not determine π uniquely. Let us choose arbitrarily $\pi(A) = 1$. We then solve for the other components of π and we renormalize later. We can ignore any equation we choose. Let us ignore the first one. The new equations are

$$\begin{bmatrix} \pi(B) & \pi(C) & \pi(D) & \pi(E) \end{bmatrix} = \begin{bmatrix} 1 & \pi(B) & \pi(C) & \pi(D) & \pi(E) \end{bmatrix} \begin{bmatrix} \frac{1}{2} & 0 & \frac{1}{2} & 0 \\ 0 & 1 & 0 & 0 \\ 0 & 0 & 0 & 0 \\ \frac{1}{3} & 0 & 0 & \frac{1}{3} \\ \frac{1}{2} & \frac{1}{2} & 0 & 0 \end{bmatrix}.$$

Equivalently,

$$[\pi(B) \quad \pi(C) \quad \pi(D) \quad \pi(E)] = \begin{bmatrix} \frac{1}{2} & 0 & \frac{1}{2} & 0 \end{bmatrix} + [\pi(B) \quad \pi(C) \quad \pi(D) \quad \pi(E)] \begin{bmatrix} 0 & 1 & 0 & 0 \\ 0 & 0 & 0 & 0 \\ \frac{1}{3} & 0 & 0 & \frac{1}{3} \\ \frac{1}{2} & \frac{1}{2} & 0 & 0 \end{bmatrix}.$$

By inspection, we see that $\pi(D) = \frac{1}{2}$, then $\pi(E) = \frac{1}{3}\pi(D) = \frac{1}{6}$, then

$$\pi(B) = \frac{1}{2} + \frac{1}{3}\pi(D) + \frac{1}{2}\pi(E) = \frac{1}{2} + \frac{1}{6} + \frac{1}{12} = \frac{3}{4}.$$

Finally,

$$\pi(C) = \pi(B) + \frac{1}{2}\pi(E) = \frac{3}{4} + \frac{1}{12} = \frac{5}{6}.$$

The components $\pi(A) + \dots + \pi(E)$ add up to $1 + \frac{3}{4} + \frac{5}{6} + \frac{1}{2} + \frac{1}{6} = \frac{39}{12}$. To normalize, we multiply each component by $\frac{12}{39}$ and we get

$$\pi = \begin{bmatrix} \frac{12}{39} & \frac{9}{39} & \frac{10}{39} & \frac{6}{39} & \frac{2}{39} \end{bmatrix}.$$

We could have proceeded differently and observed that our identity implies that

$$\begin{aligned} [\pi(B) \quad \pi(C) \quad \pi(D) \quad \pi(E)] \left(I - \begin{bmatrix} 0 & 1 & 0 & 0 \\ 0 & 0 & 0 & 0 \\ \frac{1}{3} & 0 & 0 & \frac{1}{3} \\ \frac{1}{2} & \frac{1}{2} & 0 & 0 \end{bmatrix} \right) &= \begin{bmatrix} \frac{1}{2} & 0 & \frac{1}{2} & 0 \end{bmatrix} \\ [\pi(B) \quad \pi(C) \quad \pi(D) \quad \pi(E)] \begin{bmatrix} 1 & -1 & 0 & 0 \\ 0 & 1 & 0 & 0 \\ -1/3 & 0 & 1 & -1/3 \\ -1/2 & -1/2 & 0 & 1 \end{bmatrix} &= \begin{bmatrix} \frac{1}{2} & 0 & \frac{1}{2} & 0 \end{bmatrix} \end{aligned}$$

Hence,

$$[\pi(B) \quad \pi(C) \quad \pi(D) \quad \pi(E)] = \begin{bmatrix} \frac{1}{2} & 0 & \frac{1}{2} & 0 \end{bmatrix} \begin{bmatrix} 1 & -1 & 0 & 0 \\ 0 & 1 & 0 & 0 \\ -\frac{1}{2} & 0 & 1 & -\frac{1}{3} \\ -\frac{1}{2} & -\frac{1}{2} & 0 & 1 \end{bmatrix}^{-1}.$$

This procedure is a systematic way to solve the balance equations by computer.

Equation (11)

Using the third equation in the second, we find $\beta(B) = 2 + \beta(A)$. The fourth equation then gives

$$\beta(D) = 1 + \frac{1}{3}\beta(A) + \frac{1}{3}(2 + \beta(A)) = \frac{5}{3} + \frac{2}{3}\beta(A).$$

The first equation then gives

$$\beta(A) = 1 + \frac{1}{2}(2 + \beta(A)) + \frac{1}{2}\left(\frac{5}{3} + \frac{2}{3}\beta(A)\right) = \frac{17}{6} + \frac{5}{6}\beta(A).$$

Hence, $\frac{1}{6}\beta(A) = \frac{17}{6}$, so that $\beta(A) = 17$. Consequently, $\beta(B) = 19$ and $\beta(D) = \frac{5}{3} + \frac{34}{3} = 13$. Finally, $\beta(C) = 18$.

Equation (12)

The last two equations give $\beta(H) = 1 + \frac{1}{2}\beta(T)$. If we substitute this expression in the second equation, we get

$$\beta(T) = 1 + \frac{1}{2}\beta(T) + \frac{1}{2} \left(1 + \frac{1}{2}\beta(T) \right) = \frac{3}{2} + \frac{3}{4}\beta(T).$$

Hence, $\beta(T) = 6$. Consequently, $\beta(H) = 1 + \frac{1}{2} \cdot 6 = 4$. Finally, $\beta(S) = 1 + \frac{1}{2} \cdot 6 + \frac{1}{2} \cdot 4 = 6$.

Equation (13)

Let us look for a solution of the form $\beta(i) = a + b\lambda^i$. Then

$$a + b\lambda^i = 1 + (1-p)(a+b) + p[a + b\lambda^{i+1}] = 1 + (1-p)(a+b) + pa + bp\lambda^{i+1}.$$

This identity holds if

$$a = 1 + (1-p)(a+b) + pa \quad \text{and} \quad \lambda = p^{-1},$$

i.e.,

$$b = -(1-p)^{-1} \quad \text{and} \quad \lambda = p^{-1}.$$

Then,

$$\beta(i) = a - (1-p)^{-1}p^{-i}.$$

Since $\beta(20) = 0$, we need

$$0 = a - (1-p)^{-1}p^{-20},$$

so that $a = (1-p)^{-1}p^{-20}$ and

$$\beta(i) = (1-p)^{-1}p^{-20} - (1-p)^{-1}p^{-i} = \frac{p^{-20} - p^{-i}}{1-p}.$$

Equation (14)

We again look for a solution of the form $\alpha(n) = a\lambda^n + b$ for suitable constants a, b, λ . Plugging this into the first step equations gives

$$a\lambda^n + b = (1-p)(a\lambda^{n-1} + b) + p(a\lambda^{n+1} + b),$$

which simplifies to

$$\lambda^n = (1-p)\lambda^{n-1} + p\lambda^{n+1}.$$

Canceling a factor of λ^{n-1} and rearranging gives the quadratic equation

$$p\lambda^2 - \lambda + (1-p) = 0,$$

whose solutions are

$$\lambda = \frac{1 \pm \sqrt{1-4p(1-p)}}{2p} = \frac{1 \pm (1-2p)}{2p}.$$

One solution is $\lambda = 1$, which is not interesting, so we take $\lambda = \frac{1-p}{p} =: \rho$. To compute a and b , we use the boundary conditions $\alpha(M) = 1$ and $\alpha(0) = 0$, which become

$$\begin{aligned} a\rho^M + b &= 1 \\ a + b &= 0. \end{aligned}$$

Solving gives us $a = -\frac{1}{1-\rho^M}$ and $b = \frac{1}{1-\rho^M}$. This yields our final answer

$$\alpha(n) = \frac{1 - \rho^n}{1 - \rho^M}.$$